




HIGH COUNTRY/ELEVATED LAND

High-Medium Shelter (8 metres +)



Suitable for most soil types

-  **Leyland cypress 'Ferndown' and 'Staplehill' (sterile hybrids)** (*Cupressus* × *leylandii*)

Fast-growing tree providing dense, even shelter. Tolerates a range of soils and climates. Cold hardy.


-   **Hall's Tōtara** (*Podocarpus laetus*)

Suitable for hedging. Requires protection while young.


-   **Kānuka** (*Kunzeia ericoides*)

Small tree that is moderately frost tolerant. Good revegetation species that grows well on all soil types except water-logged soils.


Eucalypts for shelter are recommended to be planted one to two metres apart.

-  **Cider gum** (*Eucalyptus gunnii*)

Large, upright tree that tolerates a range of soils from dry to swampy. Excellent shelter for cold, frosty sites.


-  **Swamp peppermint gum** (*Eucalyptus rodwayi*)

Fast-growing, excellent shelter tree. Tolerant of cold, drought, and wet soils.


-  **Snow gum** (*Eucalyptus pauciflora* subsp.)

Shelter tree that withstands snow and ice. Grows well in shallow, dry, and rocky through to wet snowy areas on high ridge tops.

Pines for shelter are recommended to be planted one metre apart. Check regularly for wildings spread.

-  **Radiata hybrid** (× *Pinus attenuata*)

Very reliable shelter over a range of sites. Tolerant of dry and cold conditions. Hardy and thought to be less spread-prone than *P. radiata* in high country.


-  **Stone pine** (*Pinus pinea*)

Tolerates hot, dry conditions. Requires well-drained soils. Hardy.


Suitable for moister soil

-  **Western red cedar** (*Thuja plicata*)



Great for hedging. Good for cool, moist sites; tolerant of full sun and shade. Initial growth is slow.

-  **Lombardy poplar** (*Populus nigra* 'Italica')

Fast-growing shelter, but susceptible to rust. Hardy. Can be topped to maintain desired height.

-  **Red beech** (*Fuscospora fusca*) & **silver beech** (*Lophozonia menziesii*)



Survives better when sheltered by a nurse crop.

-   **Ribbonwood** (*Plagianthus regius*)



Medium height, hardy tree, can be trimmed into dense hedge. Medium-rapid growth, even on dry, windy sites.

Medium-Low Shelter (4–8 metres)



Suitable for drier soil

-   **Tarata/Lemonwood** (*Pittosporum eugenoides*) & **Kōhūhū/Black Matipo** (*Pittosporum tenuifolium*)

Medium height, good hedging tree. Suitable for privacy screening or lower farm shelter. Tolerates wind, drought, and frost.

-   **Mountain lacebark** (*Hoheria* spp.)

Medium height, preferring damp soil in a sunny site. Very cold hardy.

-   **Makomako/Wineberry** (*Aristotelia serrata*)

Divaricating shrub that can be pruned into low shelter. Likes full sun.

-   **Kāpuka/Broadleaf** (*Griselinia littoralis*)

Excellent shelter, suitable for hedging. Tolerates some drought, although grows best with regular irrigation. Trim in summer. Hardy.

-  = **Evergreen species**

Provides consistent, year-round shelter.

-  = **Deciduous species**

Allows more light into paddocks and homestead in winter.

-  = **Native species**

Grow naturally in New Zealand and works best as a shelter if planted in mixed species groups.

COASTAL AND LOWLAND AREAS

High-Medium Shelter (8 metres +)

Suitable for most soil types

-  **River she-oak** (*Casuarina cunninghamiana*)

Tolerates strong winds and will survive both damp and dry conditions. Excellent shelter.

-  **Swamp she-oak** (*Casuarina glauca*)

Tolerates strong and salty winds and will survive both damp and dry conditions. Excellent coastal shelter.

-  **Japanese cedar** (*Cryptomeria japonica*)

Good for shelter and plantations in exposed locations. Relatively tolerant of salt winds and will grow in dry clays.

-  **Oven's cypress** (× *Cupressocyparis ovensii*)

Excellent shelter. Hardy and will withstand windy and dry conditions, except extreme wet soils.

-  **Southern mahogany** (*Eucalyptus botryoides*)

Can withstand salty winds and dry or wet conditions in exposed areas. Good coastal shelter.

-  **Monterey cypress** (*Cupressus macrocarpa*)

Can withstand dry conditions, salt winds and exposed sites. Excellent shelter when tended.

-   **Kānuka** (*Kunzeia ericoides*)

Small tree that is moderately frost tolerant. Good revegetation species that grows well on all soil types except water-logged soils.

-   **Pohutukawa** (*Metrosideros excelsa*)

Withstands salt winds and dry coastal conditions. Grows well on any well drained soil. Excellent shade and shelter in coastal areas.

-   **Tōtara** (*Podocarpus totara*)

Hardy, large to medium tree that can tolerate a range of soil types.



COASTAL AND LOWLAND AREAS

Medium-Low Shelter (4–8 metres)

Karamū (*Coprosma robusta*)

Can survive in extreme coastal winds and dry conditions. Their crops of orange berries attract tui and other birds.

Cabbage tree (*Cordyline australis*)

Very hardy. Can grow well in wet and dry conditions. Well suited to riparian planting.

Karaka (*Corynocarpus laevigatus*)

Hardy tree surviving salt winds and dry coastal situations. Good for shade and amenity.

Kāpuka/Broadleaf (*Griselinia littoralis*)

Small tree that grows to 8 meters with bright green, thick, shiny leaves.

Ngaio (*Myoporum laetum*)

Also known as Mousehole tree. Fast growing shrub with white flowers. Suitable for drier soil. Toxic to livestock.

Matipo (*Myrsine australis*)

Easy to grow shrub. Frost tolerant and suitable as a revegetation, hedging and shelter species.

Whauwhaupaku/Five Finger (*Pseudopanax arboreus*)

Small tree, hardy and can grow in sun to full shade in a range of soils.

Kōwhai (*Sophora spp.*)

Grows well along river margins and close to the coast. Hardy and can tolerate dry and windy conditions.

Akeake (*Dodonea viscosa*)

Small tree; can tolerate wet or dry soils.

Mānuka (*Leptospermum scoparium*)

Grows well on most sites.

WHAT ARE WILDING PINES?

Wilding pines refers to species of conifers including fir, larch and pine trees, that are growing where they are not supposed to be. They pose a big threat to New Zealand's unique environment and primary productions. By selecting non-spreading species for shelter and amenity plantings, you can prevent the spread of wilding pines into surrounding areas.

The species listed in this guide are for reference only. We suggest speaking with your regional council or local nurseries to determine which trees are most suitable for your area.

Plant to reduce wildfire risk

Please also check Fire and Emergency New Zealand's website for information on how to protect your property from wildfires.



Plant locally sourced

By using ecosourced native plants you will help maintain the area's unique local characteristics. Scan the QR code to learn more.



➤ **WILDINGPINES.NZ**

KO TĀTOU THIS IS US

October 2023

The Right Tree for Your Place

A shelter planting guide to reduce wilding spread risk



**NATIONAL WILDING CONIFER
CONTROL PROGRAMME**